

# Leonardo Nuovo!

*The NEW improved Leonardo*

**Leonardo**  
*the Italian genius*

**A great product  
made even better  
with YOUR  
feedback!**

Swing entry gate  
with stainless steel  
hinges and removal  
of entry toe board -  
allows easier access




Redesigned folding  
step - allows easier  
entry with work  
boots



New heavy duty  
reinforced fibreglass  
covers with  
improved sliders -  
even more resistant  
to damage than  
before



Wider drive and  
steer wheels - for  
reduced ground  
pressure and  
increased traction  
on tough job sites



Improved Joystick  
control with  
trigger style safety  
switch - enables  
easier use with  
gloved hands!



Safety Harness  
Anchor point - for  
ease of attachment



Repositioned  
charger - for extra  
protection to water  
ingress when power  
washing



Improved chassis  
design, now 15mm  
plate with heavy  
duty winch and tie  
down points -  
making life easier for  
transportation



**BRAVI UK**  
SPECIALISTS IN AERIAL WORKING

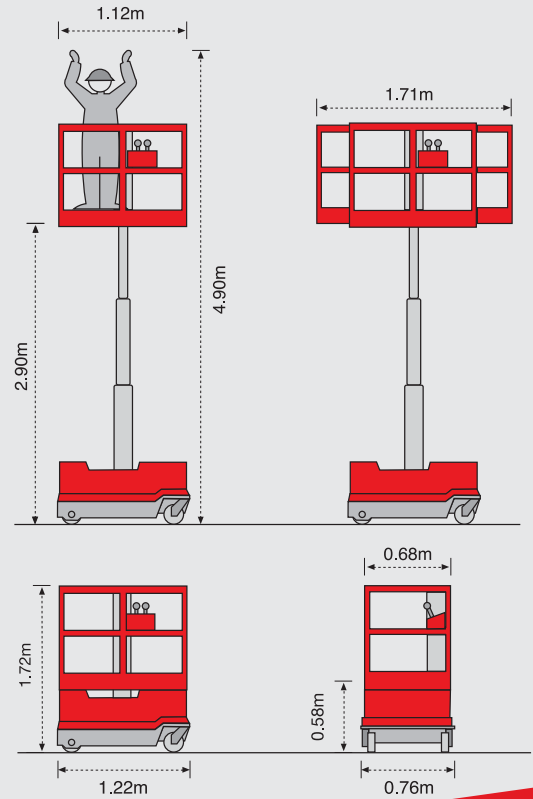
**Why settle for anything less?**

# Self Propelled Personnel Lift



- **Self Propelled** - drive and work at 4.9 metres high
- **Unrivalled Manoeuvrability** - front wheel steer allows ZERO turning radius
- **Dual Roll Out Decks** - provide outreach at both ends
- **Low Ground Weight** - can be used on raised access floors. Kingspan approved!
- **Super Compact Size** - allows access through standard doorways and into passenger lifts
- **Direct Electric Drive** - providing 6.5 miles (12km) drive or 250 lift cycles on one charge!
- **Locking Steer Wheels** - make it easy to drive in a straight line
- **Easy to Maintain** - proven track record and simple design make for low cost servicing

## Technical Specification



### Technical Data

Platform Height - Elevated	2.9m	9ft 5.1in
Platform Height - Lowered	0.58m	1ft 9in
Maximum Working Height	4.9m	16ft 1in
Platform Width	0.68m	2ft 2.3in
Platform Minimum Length	1.12m	3ft 6.7in
Platform Maximum Length	1.71m	5ft 6.1in
Base Width	0.76m	2ft 4.9in
Base Length	1.22m	4ft
Stowed Height	1.72m	5ft 6.4in
Maximum Capacity	180 Kg (1 Person)	397 lbs (1 Person)
Total Transport Weight	495 Kg (555 Kg*)	1,091 lbs (1,221 lbs*)
Hydraulic Tank Capacity	22 Litres	5 gals
Gradeability	35%	35%
Batteries	2 x 12v 85Ah	2 x 12v 85Ah
Mains Power supply for Battery Charge	230v / 110v	230v / 110v
Max Drive Speed	50 metres per minute	1.49 miles per hour
Slow Drive Speed (with raised platform)	9 metres per minute	0.336 miles per hour

Driveable when fully elevated with or without the basket extended. \*Outdoor Edition

**Leonardo  
Outdoor Edition**

**NOW ABLE TO  
WORK OUTDOORS!**


By selecting the 'Leonardo Outdoor Edition' you can work outdoors in normal conditions expanding the use and increasing applications.

Ideal for:

- High rise building construction
- General maintenance and cleaning

The Leonardo Outdoor Edition model has an increased weight of 555 kgs (1,221 lbs) and can work in wind speeds up to 12 metres per/sec.

**Leonardo makes the world of difference to your job site!**



**BRAVI UK**  
SPECIALISTS IN AERIAL WORKING



Bravi UK Ltd 5 Carrwood Park Leeds LS15 4LG  
 T: +44 (0)113 385 4488 F: +44 (0)113 385 4489  
 E: sales@bravi.uk.com W: www.bravi.uk.com